

DS-XS0106-P/Polish 4 Port Fast Ethernet Unmanaged PoE Switch



The device is a layer-2 10/100 Mbps PoE switch, providing PoE power supply technology and fast network design on the basis of network access to ensure stable data upload.

- 4 × 10/100 Mbps PoE RJ45 ports and 2 × 10/100 Mbps RJ45 ports
- Auto MDI/MDIX of ports
- Store-and-forward switching mode
- Auto MAC address learning and aging
- Intelligent cache optimization

▪ Specification

Model		DS-XS0106-P/Polish
Network Parameters	Ports	4 × 10/100 Mbps PoE port, 2 × 10/100 Mbps RJ45 port
	MAC Address Table	2 K
	Switching Capacity	1.2 Gbps
	Packet Forwarding Rate	0.89 Mpps
	Internal Cache	768 Kbits
PoE Power Supply	PoE Power Pin	End-span: 1/2(-), 3/6(+)
	PoE Port	PoE: Ports 1 to 4
	PoE Power Budget	45 W
General	Shell	Metal material, fan-free design
	Net Weight	0.19 kg (0.42 lb)
	Gross Weight	0.63 kg (1.39 lb)
	Dimensions (W × H × D)	121.10 mm × 27.60 mm × 83.10 mm (4.77" × 1.09" × 3.27")
	Operating Temperature	0 °C to 40 °C (32 °F to 104 °F)
	Storage Temperature	-40 °C to 85 °C (-40 °F to 185 °F)
	Operating Humidity	5% to 95% (no condensation)
	Relative Humidity	5% to 95% (no condensation)
	Power Supply	48 V DC, 1.04 A
	Max. Power Consumption	50 W
	Power Consumption in Idle	1.6 W
	Installation Mode	Desk-Mounted, Wall-Mounted
	Surge Protection	2 kV
Approval	EMC	CE-EMC (EN 55032: 2015+A11: 2020, EN IEC 61000-3-2: 2019, EN 61000-3-3: 2013+A1: 2019, EN 50130-4: 2011+A1: 2014, EN 55035: 2017+A11: 2020)
	Safety	CB (AMD1:2009, AMD2:2013, IEC 62368-1: 2014 (Second Edition), CE-LVD (EN 62368-1: 2014+A11: 2017)
	Chemistry	CE-RoHS (2011/65/EU), WEEE (2012/19/EU), Reach (Regulation (EC) No.1907/2006)


▪ Available Model

DS-XS0106-P/Polish

Typical Application

Typical Application

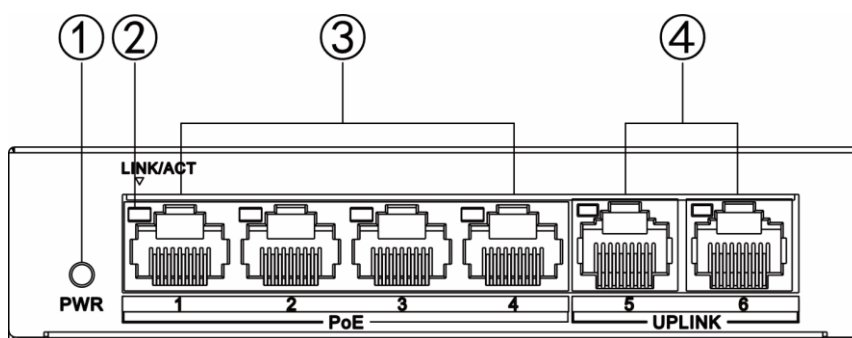
- Data
- Power+Data(PoE)




10/100M Unmanaged PoE
4-Port 10/100M PoE

Physical Interface

Front Panel

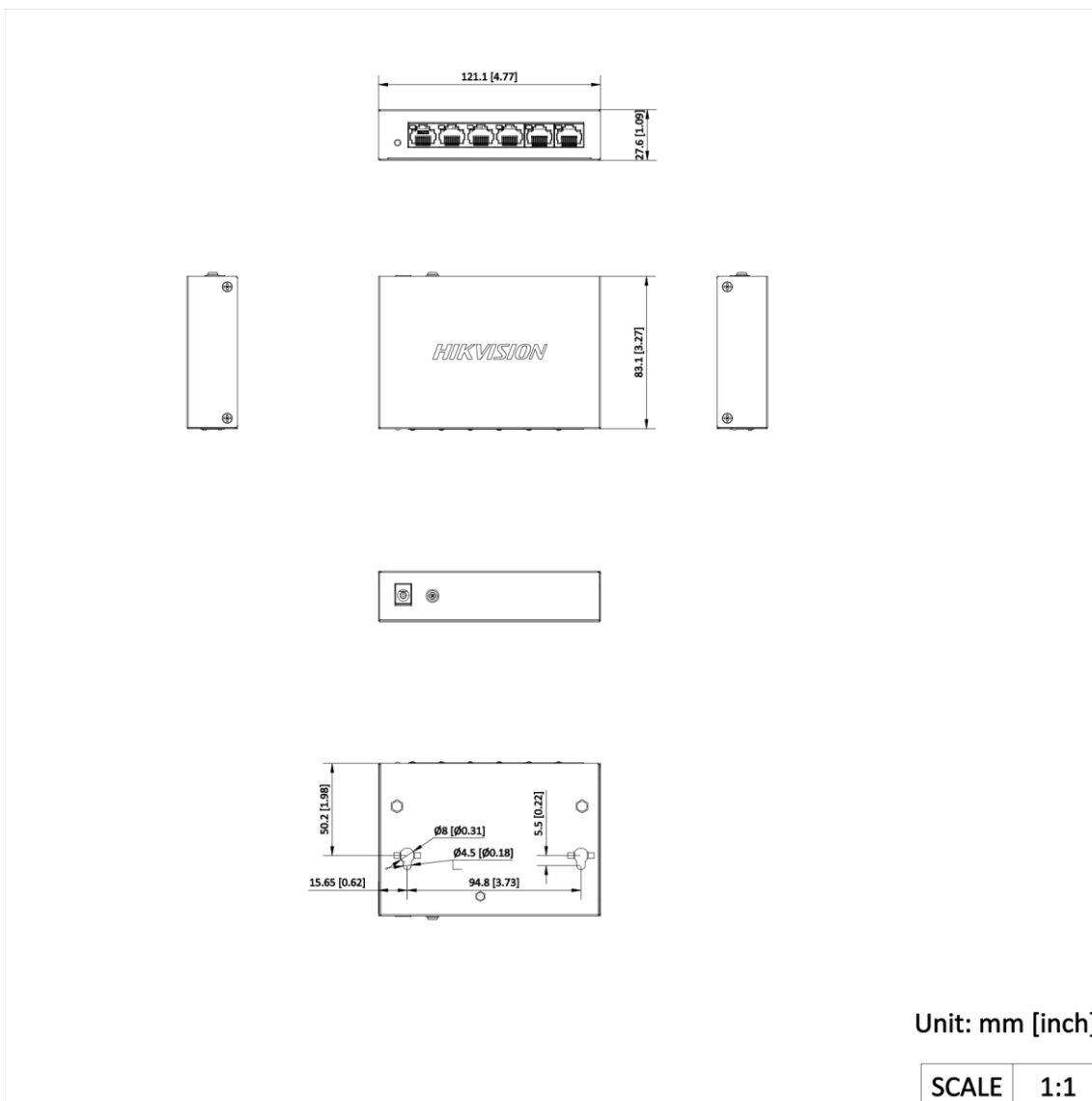


Rear Panel



No.	Indicator/Port	Description
①	PWR Indicator	<ul style="list-style-type: none"> ● Solid on: The switch is powered on normally. ● Unlit: No power supply is connected or power supply is abnormal.
②	LINK/ACT Indicator	<ul style="list-style-type: none"> ● Solid on: The port is connected. ● Flashing: The port is transmitting data. ● Unlit: The port is disconnected or connection is abnormal.
③	10/100 Mbps PoE RJ45 Port	Used for connection to a powered device (PD) via a network cable.
④	10/100 Mbps RJ45 Port	Used for connection to another device via a network cable.
⑤	Grounding Terminal	Used for connection to a grounding cable to protect the switch from lightning.
⑥	Power Supply	Use the attached power adapter and power cord to connect the switch to a socket.

▪ **Dimension**



Headquarters

No.555 Qianmo Road, Binjiang District,
Hangzhou 310051, China
T +86-571-8807-5998
www.hikvision.com



Follow us on social media to get the latest product and solution information.

